




Scores

Church & Dwight Co., Inc
2025




Church

Overall scores

Score visibility	 Climate change	 Forests	 Water security
Private			
If you were requested by any Supply Chain members or Capital Markets Signatories, they can see these scores.	A-	B	B
Public			
Visible on your organization's profile on the CDP website.	A-	B	B

Category scores

Category scores are combined to produce your overall score. Some categories have a higher weighting than others to reflect their importance, which varies depending on your sector. Not all categories are relevant to every environmental issue. [View scores guidance](#).

Category name	 Climate change	 Forests	 Water security
Business Strategy	B	-	A
Commodity Visibility and Reporting	-	A	-
Context	A	-	-
DCF Status	-	C	-
Dependencies, Impacts, Risks and Opportunities Process	A	C	A
Emissions Reduction Initiatives	-	-	-
Emissions Reduction Initiatives and Low Carbon Products	A	-	-
Energy	B	-	-
Engagement in Activities and Initiatives	-	B	-
Environmental Policies	B-	B-	B
Governance	A	A-	A

Opportunity Disclosure	A	B-	A
Portfolio Impact	-	-	-
Pricing Environmental Externalities	C-	-	-
Public Policy Engagement and Industry Collaboration	B-	B-	B-
Risk Disclosure	A	B	A-
Scope 1 and 2 Emissions	B	-	-
Scope 1, 2 and 3 Emissions	-	-	-
Scope 3 Emissions	A	-	-
Targets	A	B	B-
Value Chain Engagement	C	C	C
Verification (Incl. Emissions)	A	-	-
Water Accounting	-	-	A-
Water Pollution Management Procedures	-	-	B-

Commodity scores

Commodities scores are based on your Forests disclosure. You receive a score for all commodities you disclosed on. [View scoring materials](#).

Category name	Score
Cattle	-
Palm oil	B
Soy	-
Timber	-